



CASE® SERIES PROGRESSIVE OFF-ROAD LUBRICATION KITS



READY FOR IMMEDIATE SHIPMENT

MADE IN



WWW.LUBRICATIONSCIENTIFICS.COM

Drastically cut maintenance and repair costs and maximize machine life by automatically supplying lubricant in small amounts at controlled intervals, guaranteeing sufficient lubrication when it is needed the most - while they are in operation.

- BETTER PERFORMING EQUIPMENT WITH MINIMAL DOWNTIME
- MORE HOURLY PRODUCTION BY KEEPING EQUIPMENT ON THE JOB AND OUT OF THE SHOP
- LESS WASTE AND HIGHER PROFITS DUE TO LOWER LUBRICANT CONSUMPTION
- SAFER OPERATIONS BY ELIMINATING THE NEED TO CLIMB ON THE MACHINE TO LUBRICATE HARD TO REACH POINTS
- POSITIVE RETURN ON INVESTMENT AND A HEALTHIER BOTTOM LINE



**STANDARD AND PREMIUM
SERIES PROGRESSIVE OFF ROAD LUBRICATION KITS INCLUDE**

STANDARD OFF ROAD KITS INCLUDE BUT ARE NOT LIMITED TO THE FOLLOWING ITEMS:

- LUBE PUMP WITH MOUNTING PLATE
- PRIMARY AND SECONDARY VALVE ASSEMBLIES WITH MOUNTING PLATES
- IN-CAB PUMP OPERATION LIGHT WITH MANUAL LUBE BUTTON
- DIRT TRAP FILTER WITH 40 MESH ELEMENT AND MOUNTING PLATE**
- WIRE LOOMS
- CLAMPS
- ZIP TIES
- SPIRAL WRAP
- SS SPRING COILS
- GREASE FILLED HOSE
- SEMI-RIGID TUBING
- STEEL FITTINGS, ADAPTERS, ETC.*
- DISTRIBUTION VALVE SCHEMATIC
- INSTALLATION GUIDE

PREMIUM OFF ROAD KITS INCLUDE BUT ARE NOT LIMITED TO THE FOLLOWING ITEMS:

- PUMP W/ MOUNTING PLATE
- PRIMARY AND SECONDARY VALVE ASSEMBLIES W/ MOUNTING PLATES
- CONTROLLER W/ MOUNTING PLATE FEATURES FULL MONITORING OF SYSTEM CONDITIONS AND CONDITION MEMORY
- DIRT TRAP FILTER WITH 40 MESH ELEMENT AND MOUNTING PLATE**
- WIRE LOOMS
- CLAMPS
- ZIP TIES
- SPIRAL WRAP
- SS SPRING COILS
- GREASE FILLED HOSE
- SEMI-RIGID TUBING
- STEEL FITTINGS, ADAPTERS, ETC.*
- DISTRIBUTION VALVE SCHEMATIC
- INSTALLATION GUIDE

**** FREE FILTER WITH ANY PREMIUM KIT (\$238 VALUE!!)**

*** STAINLESS STEEL COMPONENTS AVAILABLE FOR CORROSIVE ENVIRONMENTS**

LUBRICATION CONTAMINATION PREVENTION RESERVOIR (LCPR) OPTIONS AND UPGRADES

UPGRADE FROM STANDARD PUMP TO AN LCPR PUMP PACKAGE

- 1) Increase system's operating time between reservoir refills. (Available in 44lb, 60lb and 90lb Reservoirs) with 24 vdc motors
- 2) Rugged construction built for the toughest work environments.
- 3) System downstream filter included with all LCPR pump packages.
- 4) Reservoir refill filtration available for all LCPR pump packages. (remote fill/filter the reservoir from any easily accessible location)



LCPR-60-E24DC W 60LB RESERVOIR

ADD A SYSTEM DOWNSTREAM FILTER

- 1) Most non-pump related auto-lube system failures are related to contamination in the system metering devices.
- 2) Available in 40 and 100 MESH, our filter kit includes the filter mounting bar (Weld type) and a filter fill stud kit for safe manual lubrication during system startup or pump failure.



FILTRATION OPTIONS AND UPGRADES

80% OF ALL PUMP FAILURES ARE DUE TO LUBRICANT CONTAMINATION

If the operation is under extreme demand and “Best Practices” are unable to be followed, the Remote Fill Filter will reduce the risk of contamination being introduced into your reservoir and destroying the pump.

Oil/Grease tote delivery systems may contain anywhere from 2 to 20 times the acceptable amount of particulate allowable for most lubrication pumps.

The smallest amount of dirt or sand can contaminate and possibly destroy a \$3000 pump.

OUR REMOTE FILL FILTER IS THE ENEMY OF CONTAMINATION.

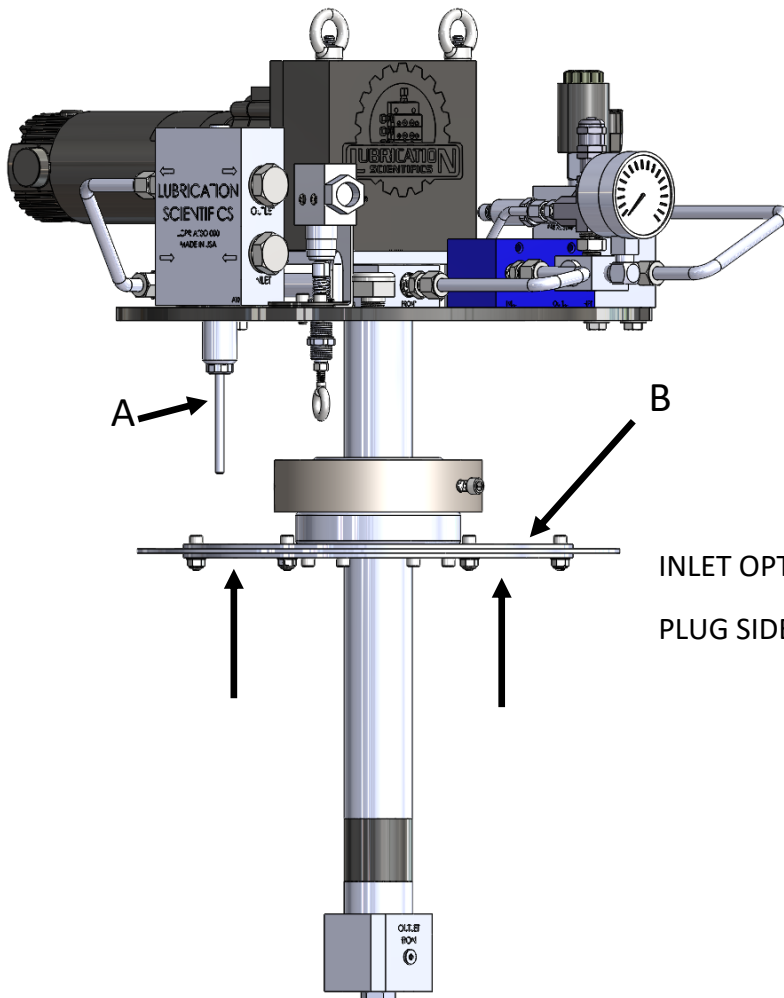


LCPR-MFSO-000 MAXIMUM FILL SHUT OFF ASSEMBLY "MFSO"

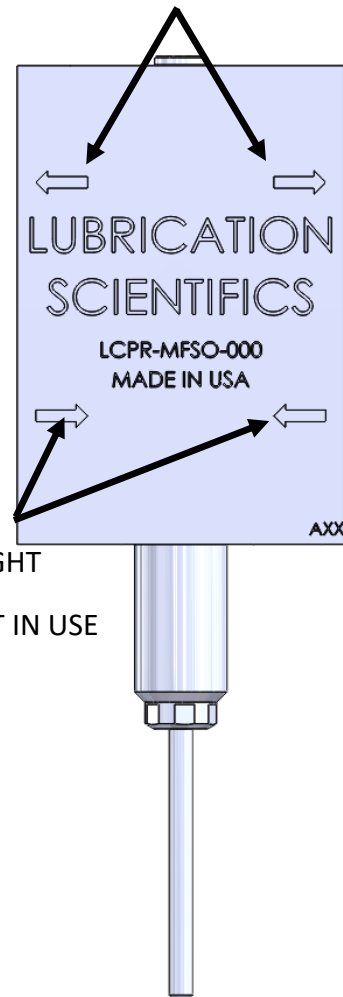
DESCRIPTION:

For Large Systems supported by bulk grease containers. A fill pump is connected to either left or right inlet port on the MFSO body. The left or right outlet ports is connected to the reservoir return line. As the reservoir fills the follower (B) moves up the reservoir. Once the follower makes contact with the MFSO shut off piston rod (A), the fill flow path is shut off. The fill pump will build pressure (up to 6,000 PSI) and automatically shut off.

LCPR-MFSO-000 SPECIFICATIONS	
MAX OPERATING PRESSURE	6,000 PSI
MATERIAL	ZINC PLATED CARBON STEEL
INLET	1/2" NPSF (F)
OUTLET	1/2" NPSF (F)



OUTLET OPTION LEFT/RIGHT
PLUG SIDE THAT IS NOT IN USE



INLET OPTION LEFT/RIGHT
PLUG SIDE THAT IS NOT IN USE

CASE® WHEEL LOADER KITS



MODEL	STANDARD KIT	PREMIUM KIT	NUMBER OF LUBE POINTS	ESTIMATED INSTALL HOURS
CASE® 521E 621E 721E	LORK-CASE521-721-S	LORK-CASE521-721-P	22	22
CASE® 821E 921E	LORK-CASE821-921-S	LORK-CASE821-921-P	22	22
CASE® 1021E 1121E	LORK-CASE1021-1121-S	LORK-CASE1021-1121-P	22	22

CASE® EXCAVATOR KITS



MODEL	STANDARD KIT	PREMIUM KIT	NUMBER OF LUBE POINTS	ESTIMATED INSTALL HOURS
CASE® CX130D CX145D CX160D	LORK-CASE130-160-S	LORK-CASE130-160-P	19	19
CASE® CX210 CX245 CX250	LORK-CASE210-250-S	LORK-CASE210-250-P	19	19

CASE® IS A REGISTERED TRADEMARK OF CNH INDUSTRIAL AMERICA LLC
NO COPYRIGHT INFRINGEMENT IS INTENDED

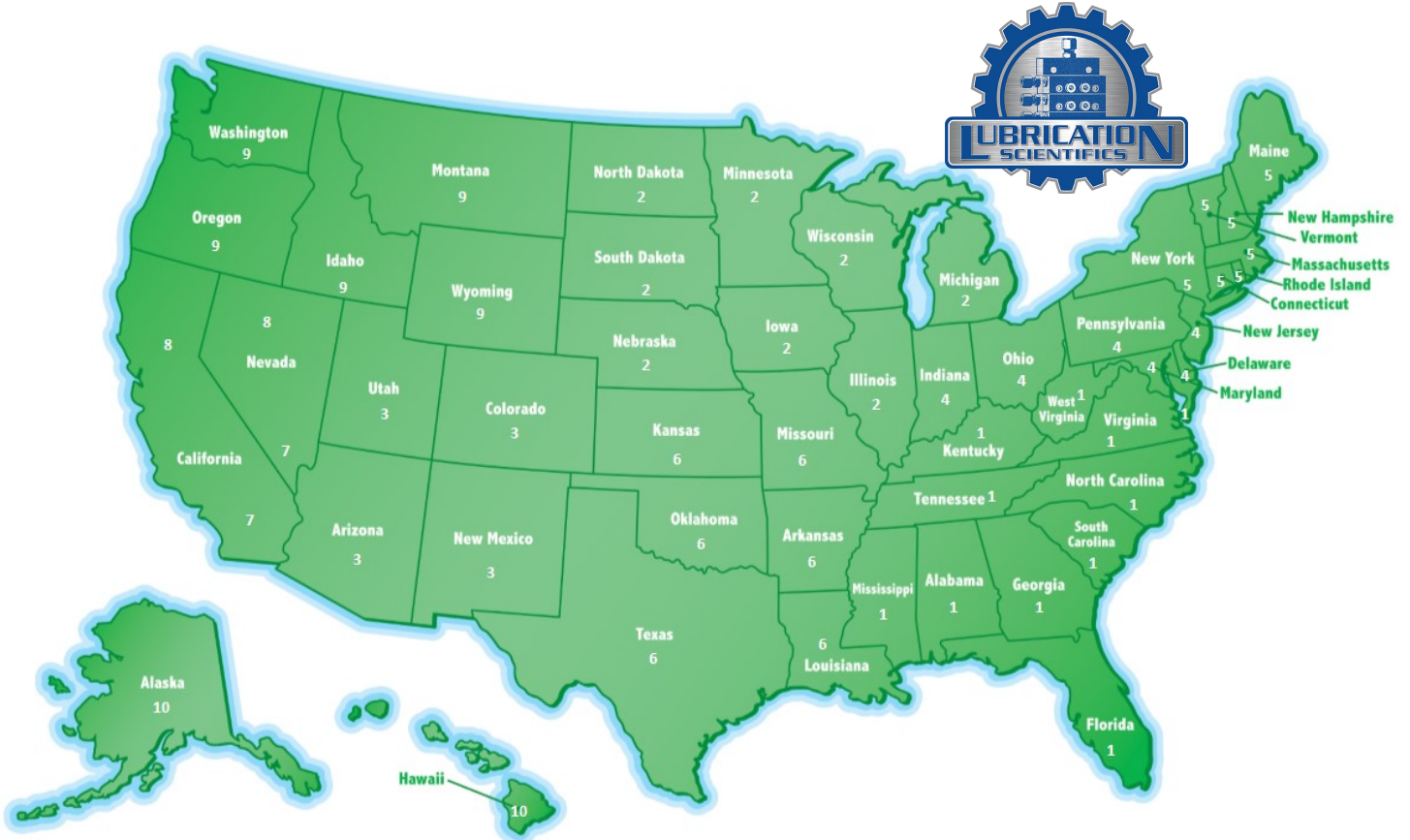
* INSTALLATION TIME BASED UPON A 2 PERSON CREW

WWW.LUBRICATIONSCIENTIFICS.COM

NOTES

CONTACT US

IN THE USA, FIND YOUR STATE IN THE MAP BELOW, LOOK FOR THE REGION ID NUMBER AND FIND THAT NUMBER IN THE CONTACT INFORMATION CHART.



CONTACT INFORMATION CHART

1	Call Factory Direct - 877-452-0157	Outside of the United States	Call Factory Direct - 877-452-0157
2	David Donahue Cell: 414-507-9513 Email: d.donahue@lubricationscientifics.com		
3	Bernie Sauve + El Paso Texas Cell: 210-702-9930 Email: bernie@lubricationscientifics.com	7	Richard Hanley - California - Santa Barbara, Ventura, Los Angeles, Orange, San Bernardino, Riverside, San Diego and Imperial Counties. Nevada - Clark County. Cell: 714-625-5539 Email: rth@lubricationscientifics.com
4	Andy Kromer Cell: 440-364-4721 Email: akclub@lubricationscientifics.com	8	California - All Counties not covered by Richard. Nevada - All Counties except Clark County. Call Factory Direct - 877-452-0157
5	Call Factory Direct - 877-452-0157	9	Call Factory Direct - 877-452-0157
6	Cory Walker Cell: 832-585-7065 Email: c.walker@lubricationscientifics.com	10	Call Factory Direct - 877-452-0157

Customer Service (877-452-0157)

- ◆ Order status & order entry
- ◆ Pricing inquiries
- ◆ Part number look-ups
- ◆ Product availability information
- ◆ Shipment assistance
- ◆ All other general inquires

www.lubricationscientifics.com

- ◆ Product information, specifications, literature
- ◆ Locate sales reps and distributors
- ◆ Operator & Repair manuals
- ◆ Distributer Information
- ◆ Place orders and check current pricing
- ◆ Product Pricing



LUBRICATION SCIENTIFICS, LLC

17651 ARMSTRONG AVE.

IRVINE, CA 92614

UNITED STATES OF AMERICA

TOLL FREE TEL: (877) 452-0157, LOCAL TEL: (714) 557-0664, FAX: (714) 546-4564

READY FOR IMMEDIATE SHIPMENT

MADE IN

