




## GREASE/OIL SPRAY VALVE



READY FOR IMMEDIATE SHIPMENT

MADE IN



[WWW.LUBRICATIONSCIENTIFICS.COM](http://WWW.LUBRICATIONSCIENTIFICS.COM)

## PRODUCT DESCRIPTION

AUTOMATICALLY ALLOWS PRESSURIZED AIR TO ENTER THE AIR-LUBE MIXING NOZZLE WHEN SUPPLIED WITH PRESSURIZED LUBRICANT.

AUTO SHUTS OFF PRESSURIZED AIR WHEN LUBE PRESSURE CEASES.

CAN BE USED WITH BOTH OIL AND GREASE SYSTEMS.

## BENEFITS & FEATURES

SAVES LUBRICANT

POSITIVE AIR SHUT OFF

CONSERVES AIR

PURGES ITSELF AND PREVENTS CLOGGING

NO AIR CONTROL COMPONENTS NEEDED

### LUBE TYPES:

- **OIL— MINIMUM OF 100 SUS AT 100° F**
- **GREASE: NLGI #1 AT ANY TEMPERATURE, NLGI#2 AT 32 ° F OR ABOVE**

### TECHNICAL SPECIFICATIONS

|                      |  |
|----------------------|--|
| MINIMUM AIR PRESSURE | 25 PSI (1.7 BAR)                       |
| MAXIMUM AIR PRESSURE | 145 PSI (10 BAR)                       |
| SPRAY PATTERNS       | 4 INCH OR 8 INCH ( 10.2 cm OR 20.3 cm) |

### ORDERING INFORMATION

|              |   |
|--------------|---|
| LSV-510652-4 | SPRAY VALVE—4 INCH SPRAY DIAMETER, NORMAL |
| LSV-510652-8 | SPRAY VALVE— 8 INCH SPRAY DIAMETER, WIDE  |

READY FOR IMMEDIATE SHIPMENT

MADE IN

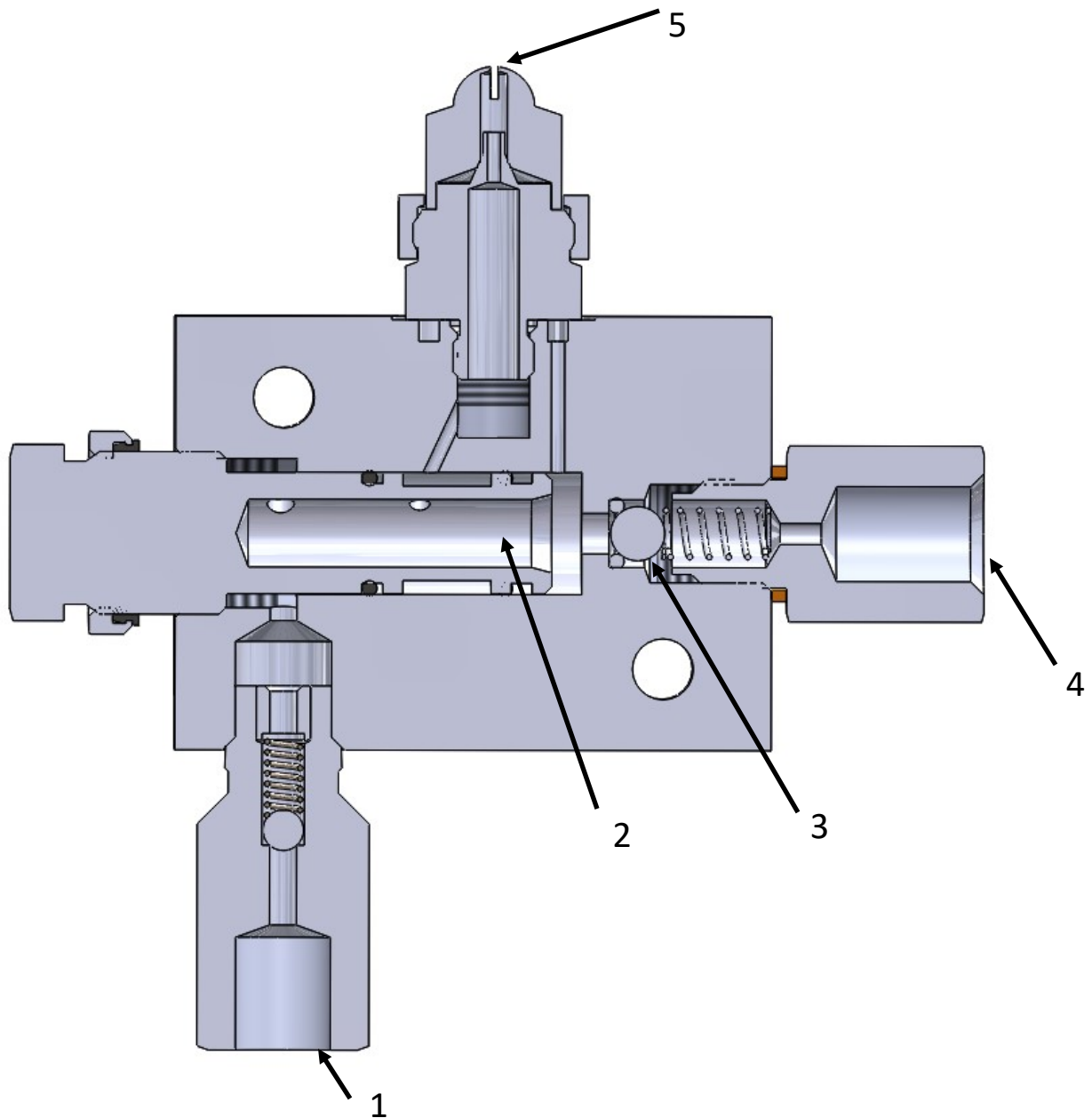


[WWW.LUBRICATIONSCIENTIFICS.COM](http://WWW.LUBRICATIONSCIENTIFICS.COM)

## SPRAY VALVE FUNCTION

### SPRAY VALVE FUNCTION:

WHEN LUBE INLET (1) IS PRESSURIZED LUBE ENTERS CHAMBER (2) ALLOWING THE AIR CHECK (3) TO OPEN. WHEN AIR CHECK (3) IS OPEN, PRESSURIZED AIR ENTERS FROM THE AIR INLET PORT(4). PRESSURIZED GREASE AND AIR MIX CREATING A SPRAY PATTERN OUT OF THE SPRAY CAP (5)





CONTACT US

IN THE USA, FIND YOUR STATE IN THE MAP BELOW, LOOK FOR THE REGION ID NUMBER AND FIND THAT NUMBER IN THE CONTACT INFORMATION CHART.



CONTACT INFORMATION CHART

|   |   |    |   |
|---|---|----|---|
| 1 | Call Factory Direct - 877-452-0157  | 7  | Richard Hanley - <b>California</b> - Santa Barbara, Ventura, Los Angeles, Orange, San Bernardino, Riverside, San Diego and Imperial Counties.<br><b>Nevada</b> - Clark County.<br>Cell: 714-625-5539<br>Email: rth@lubricationscientifics.com |
| 2 | Call Factory Direct - 877-452-0157  | 8  | <b>California</b> - All Counties not covered by Richard.<br><b>Nevada</b> - All Counties except Clark County.<br>Call Factory Direct - 877-452-0157   |
| 3 | Call Factory Direct - 877-452-0157  |    |   |
| 4 | Andy Kromer<br>Cell: 440-364-4721<br>Email: akclub@lubricationscientifics.com   | 9  | Call Factory Direct - 877-452-0157  |
| 5 | Call Factory Direct - 877-452-0157  | 10 | Call Factory Direct - 877-452-0157  |
| 6 | Cory Walker<br>Cell: 832-585-7065<br>Email: c.walker@lubricationscientifics.com |    |   |


|                              |                                    |
|------------------------------|------------------------------------|
| Outside of the United States | Call Factory Direct - 877-452-0157 |
|------------------------------|------------------------------------|

**Customer Service (877-452-0157)**

- ◆ Order status & order entry
- ◆ Pricing inquiries
- ◆ Part number look-ups
- ◆ Product availability information
- ◆ Shipment assistance
- ◆ All other general inquires

**www.lubricationscientifics.com**

- ◆ Product information, specifications, literature
- ◆ Locate sales reps and distributors
- ◆ Operator & Repair manuals
- ◆ Distributer Information
- ◆ Place orders and check current pricing
- ◆ Product Pricing



LUBRICATION SCIENTIFICS, LLC

17651 ARMSTRONG AVE.

IRVINE, CA 92614

UNITED STATES OF AMERICA

TOLL FREE TEL: (877) 452-0157, LOCAL TEL: (714) 557-0664, FAX: (714) 546-4564

**WWW.LUBRICATIONSCIENTIFICS.COM**